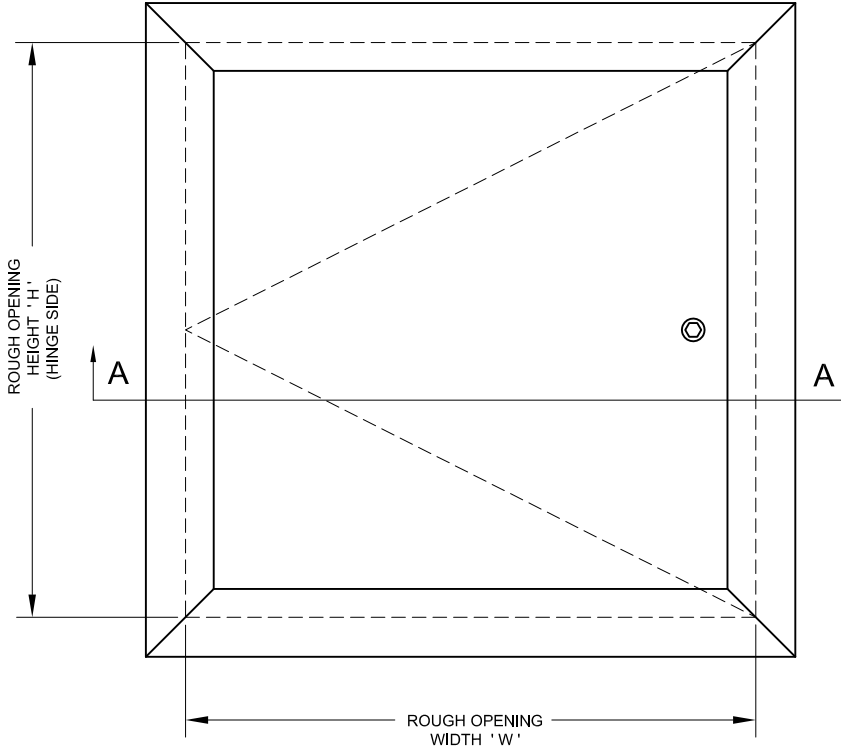


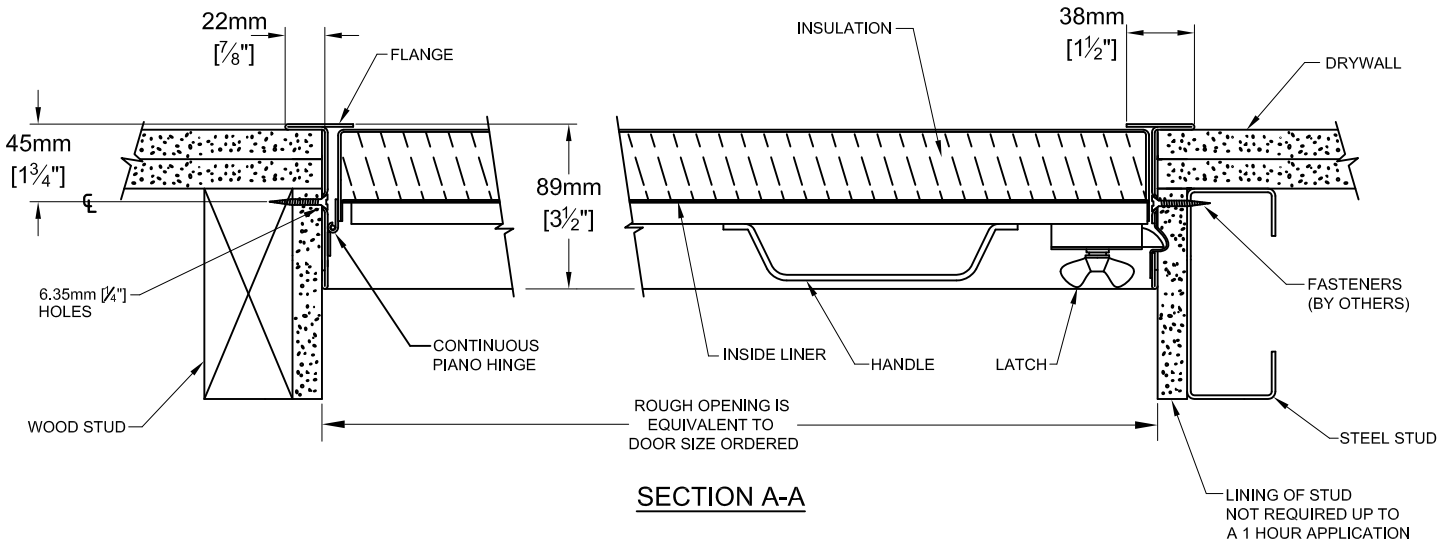
Designed for wall application when the door panel must open inward and where control of temperature rise and heat transmission is required.

STANDARD CONSTRUCTION:

- MATERIAL** - SATIN FINISH GALVANIZED (GALVANNEALED) STEEL.
- PANEL** - 1.31mm [18 ga.], SELF CLOSING c/w INSIDE LIFTING HANDLE.
- LINER** - 0.85mm [22ga.]
- FRAME** - 1.61mm [16 ga.] UP TO AND INCLUDING 762mm x 1219mm [30" x 48"]. LARGER SIZES 1.99mm [14ga.]
- FLANGE** - GALVANIZED STEEL EXTERIOR FLANGE
- HINGE** - CONCEALED CONTINUOUS PIANO HINGE.
- PANEL CLOSER** - CONCEALED DOOR CLOSER. THE AUTOMATIC PANEL CLOSER WILL CLOSE AND LATCH THE DOOR FROM AN OPEN POSITION OF APPROXIMATELY 90° AS REQUIRED BY CODE.
- LATCH** - 1/4" ALLEN KEY, WITH INTERIOR RELEASE.
- INSULATION** - 38mm [1 1/2"] HIGH TEMPERATURE
- FINISH** - RUST INHIBITIVE PRIME COAT (OFF-WHITE).



FRONT ELEVATION



SECTION A-A

PROJECT: _____
 CONTRACTOR: _____
 ARCH. OR ENG.: _____
 DATE: _____

* Specifications subject to change without notice.

These drawings are the property of Maxam Metal Products Ltd. and incorporates information which is proprietary. Publication and/or public distribution in whole or in part is expressly prohibited without the prior written consent of Maxam Metal Products Ltd. The information herein remains the property of Maxam Metal Products Ltd. All rights reserved.

DWN BY KB	DATE Feb. / 2014	DWG. NO. Sheet 1 of 3	REV. 1
--------------	---------------------	--------------------------	-----------

OPTIONS: * - DENOTES ADDITIONAL COST.

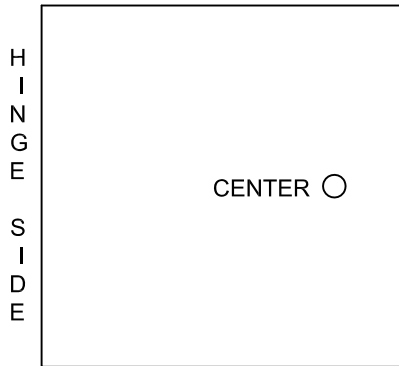
MATERIAL :-

- STANDARD MATERIAL - GALVANNEALED STEEL. SEE SHEET 1 OF 3.
- * - OPTIONAL MATERIAL - 304 STAINLESS STEEL WITH A NO. 4 POLISHED FINISH ON THE EXTERIOR SURFACE.
- * - SMOKE GASKET.

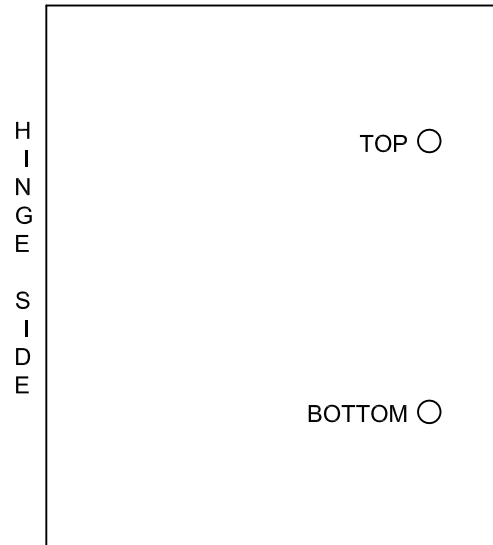
HARDWARE :-

- STANDARD HARDWARE - ¼" ALLEN KEY. SEE SHEET 1 OF 3.
- OPTIONAL HARDWARE - **NOTE: TWO LATCHES ARE REQUIRED ON DOORS LARGER THAN 610mm x 1219mm [24" x 36"]. SEE SHEET 2 OF 3.**

ONE LATCH



TWO LATCHES



CENTER LATCH

TOP LATCH

BOTTOM LATCH

- | | | |
|---|---|---|
| <input type="checkbox"/> - ALLEN KEY | <input type="checkbox"/> - ALLEN KEY | <input type="checkbox"/> - ALLEN KEY |
| <input type="checkbox"/> - RAISED KNURLED KNOB. | <input type="checkbox"/> - RAISED KNURLED KNOB. | <input type="checkbox"/> - RAISED KNURLED KNOB. |
| * <input type="checkbox"/> - NON-LOCKING HANDLE. | * <input type="checkbox"/> - NON-LOCKING HANDLE. | * <input type="checkbox"/> - NON-LOCKING HANDLE. |
| * <input type="checkbox"/> - 1⅛" MORTISE PREP ONLY. | * <input type="checkbox"/> - 1⅛" MORTISE PREP ONLY. | * <input type="checkbox"/> - 1⅛" MORTISE PREP ONLY. |
| * <input type="checkbox"/> - 1⅛" MORTISE PREP COMPLETE WITH MORTISE CYLINDER. | * <input type="checkbox"/> - 1⅛" MORTISE PREP COMPLETE WITH MORTISE CYLINDER. | * <input type="checkbox"/> - 1⅛" MORTISE PREP COMPLETE WITH MORTISE CYLINDER. |

PROJECT: _____

PURCHASE ORDER: _____

CONTRACTOR: _____

APPROVED BY: _____

ARCH. OR ENG.: _____

DATE: _____