

ACCESS PANEL - NON-RATED EXTERIOR

INSTALLATION & MAINTENANCE GUIDE | 14I-210

GENERAL:

The following installation & maintenance guide applies to the Maxam® non-rated exterior access panels. Series: NGP, NGS, NWR, NPL


Local codes and / or Authority having jurisdiction should be followed.

Note: Wall or ceiling is framed into the size of the door being ordered. We undersize our doors by 1/4" (6mm)

***DO NOT UNDERSIZE YOUR FRAMING**

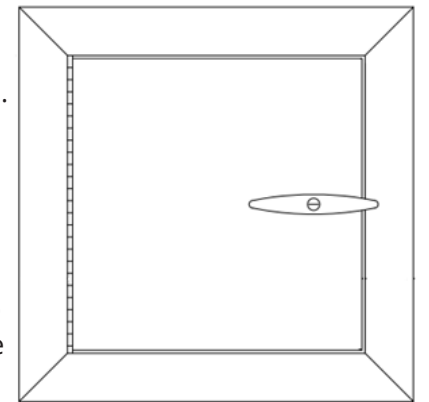
INSTALLATION:

1. Insert the door frame into the opening to check fit. Flanges should seat firmly against the surface.
2. Remove door and apply a generous amount of a permanently flexible sealant to door flange and frame as needed to seal the unit into the framed opening.
3. Secure along the hinge side first taking care to square the door panel up. The door panel should be installed square with the door frame.
4. Once squared up fasten through holes provided in frame.
5. Note: Do not over torque fasteners to avoid twisting or distorting the frame.
6. Gaskets should be cleaned of any sealant with a damp lint-free cloth. Do not apply mineral oils or other lubricants to the gasket as they can cause the gasket to break down over time.
7. Operate door a few times to check that no fasteners or other items interfere with its



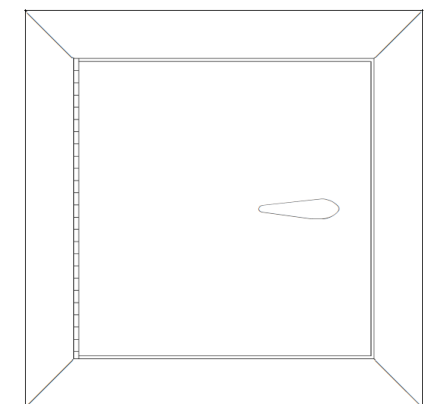
NGP/ NGS

See Detail on Pg 2 - FIG. A



NWR

See Detail on Pg 2 - FIG. B



NPL

See Detail on Pg 2 - FIG. C

OPERATION:

When correctly installed, the door will open to approximately 90°.

MAINTENANCE:

Our Access Panels are designed to be maintenance free. However, it is recommended that the outer surface of the panel, and the hinge area, be kept clear from debris and dirt, to ensure correct operation of the hinged door. If latches, locks or hinges need to be lubricated, use a "3 in 1" type light oil, removing excess with a cloth. * Do not apply lubricant to gasket as it will break down in time.

To clean painted surfaces, use a soft cloth and mild soap and water.



**MAXAM
METAL PRODUCTS**

Unit #5 7978 North Fraser Way, Burnaby, BC V5J 0C7

604-433-4243

info@maxammetal.com

www.maxammetal.com

Installation & Maintenance Guide | 14I-210

REV A | FEB 2024

ACCESS PANEL - NON-RATED EXTERIOR INSTALLATION & MAINTENANCE GUIDE | 14I-210

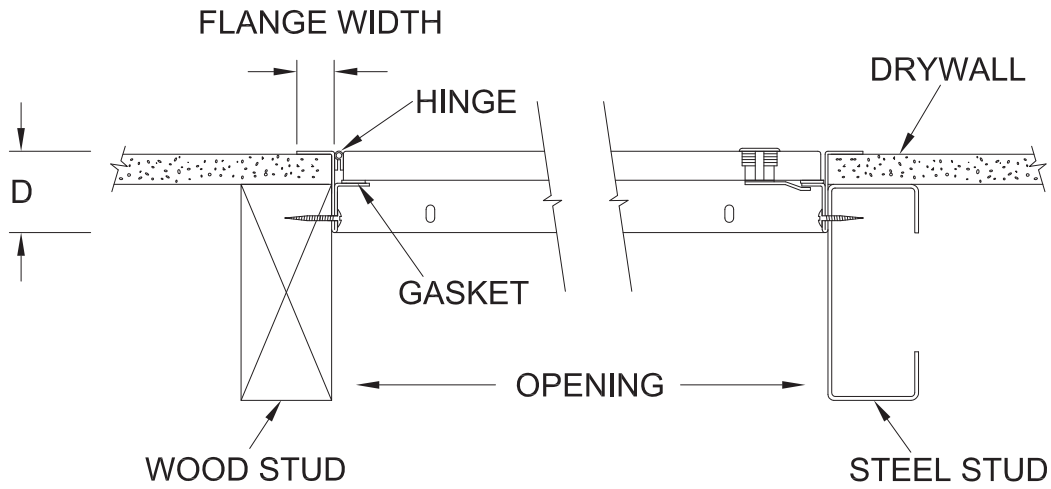


FIG. A - NGP/NGS

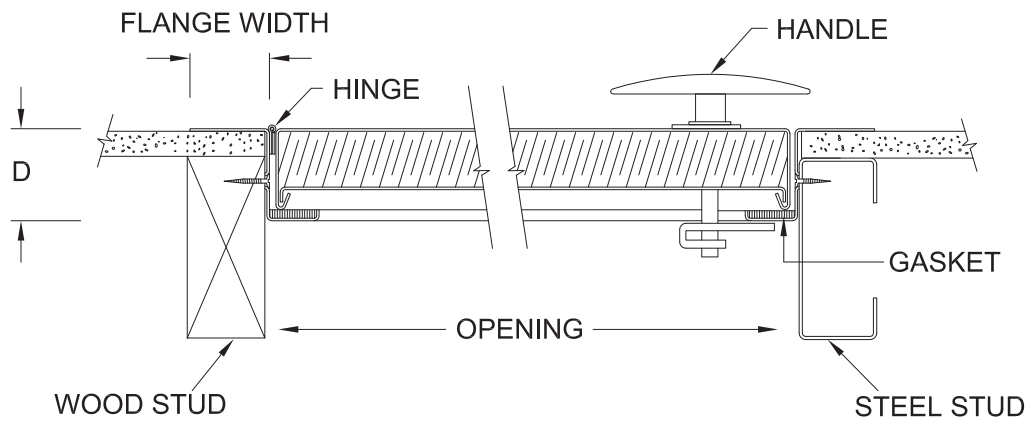


FIG. B - NWR

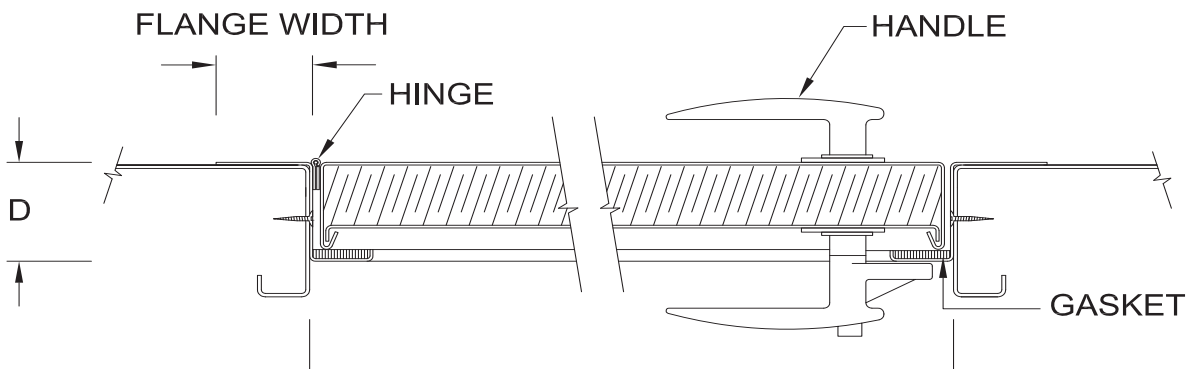


FIG. C - NPL