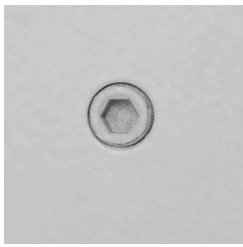


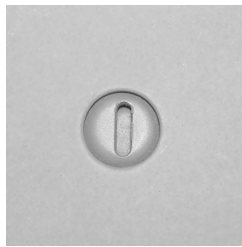
Access Panel Optional Locks, Latches, Hardware, and Colors




1/4" Allen Key Operator



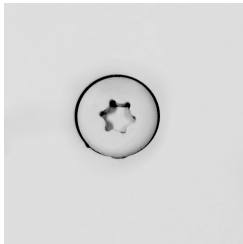
1/4" Allen Key Cylinder Cam Latch




Screwdriver Cam Latch




Screwdriver Cylinder Latch



Torx Head Cam



Raised Knurled Knob is finger operated providing easy access



Cylinder Key Lock an economical choice for controlled access



1-3/8" Mortise Installed available as prep only



Non-Locking Handle provides quick and easy access



Locking Handle operable handle side only



Non-Locking Compression Handle operable both sides



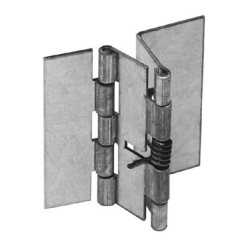
Non-Locking Chrome Finish "T" Handle




Non-Locking Two Position Handle offers easy access



Interior Handle



Spring Hinge available in zinc-plated or stainless steel



Gasketing



Anchor Strap



Off White Prime



Ash Gray Prime



Stainless Steel with #4 Finish

Note: Not all options available in all models. Please refer to submittal.